

There's just so much to know!

Let's talk about this generation for a minute.

*It might impact the **ACT***



facebook

It might impact the

ACT



Like



ESPN



Apple iPad



Google™

AnNOying
gOOgLe™



ANDROID



Instagram



English

*Know the **Score** you need!*



# Correct/75	% Score	ACT Score	# Correct/75	% Score	ACT Score
1	1%	1	39	52%	17
2	3%	2	40	53%	17
3	4%	2	41	55%	18
4	5%	3	42	56%	18
5	7%	3	43	57%	19
6	8%	4	44	59%	19
7	9%	4	45	60%	20
8	11%	5	46	61%	20

# Correct/75		ACT Score
46	61%	20
47	63%	20
48	64%	21
49	65%	21
50	67%	21
51	68%	22
52	69%	22

47	63%	20
48	64%	21
49	65%	21
50	67%	21
51	68%	22
52	69%	22
53	71%	23
54	72%	23
55	73%	23
56	75%	24
57	76%	24
58	77%	25
59	79%	25
60	80%	26
61	81%	26
62	83%	27
63	84%	28
64	85%	28
65	87%	29
66	88%	30
67	89%	31
68	91%	32
69	92%	32
70	93%	33
71	95%	34
72	96%	35
73	97%	35
74	99%	35
75	100%	36

36	48%	16
37	49%	16
38	51%	16

English Test






Study the Trends

Master 1 Test
Pair Like Questions
Study Wrong Answers
Teach What you Know


Reference ACT Classroom Suggestions

English Test

Know the Structure!



5 Readings, 15 Questions Each



ACT English Skills Chart – Don't have to know EVERYTHING!

TOPIC	SUGGESTION
End Punctuation	Start with periods and semi-colons first
Colons and Dashes	MUST have a full sentence BEFORE them. Don't worry so much about what follows the colon or dash
Commas	After testing any end punctuation answers, start with the answer with the most commas and work your way back to the least
Splices/Fuses	Always be aware of Comma Splices (2 sentences joined by a comma) and Fused Sentences (2 sentences placed together with no punctuation). They are ALWAYS wrong!
Verb Agreement	Find the subject that is actually doing the verb. Be sure to eliminate any intervening prepositional phrases. Verbs don't agree with objects of prepositions.
Verb Tense	Look at the first line of the passage and match verb endings. Remember that the tense will not switch within a given passage.
Transitions	Identify the specific items that the transition seeks to connect. Ask yourself, "are these two items similar, different, sequential, cause/effect, general/specific?"
Wording	If all of the answers are differently worded and of varying lengths, choose between the two shorter answers.
"If the writer were to delete..."	Look at the passage that is to be deleted, and ask yourself what would be lost without it BEFORE looking at any of the answers. Classify the loss: details, reasons, examples, explanations
"If the writer were to add..."	Look at the first few words, and match the subject with the logical location for that subject. When presented with a "Yes/No" question, consider the focus of the paragraph being referenced.
Primary Purpose	Reread the first sentence of the passage and the last sentence of the passage. Don't be thrown by answers that are true, but not consistent with overall focus.
Long Questions	Find the core of long questions, and avoid being distracted by the surrounding details. What is the question specifically looking for?
Apostrophes	Be sure that possessive options actually link to something possessed. Be careful not to confuse possessives with plurals or contracted words.
Who/Whom	"Who" pitches. "Whom" catches. "Who" does the verb; "Whom" receives the verb or functions as an object.
Look for pairs...	Answers can often be paired into simple choices. Make the simple choices first. Then, look at the difference between what remains.
Watch out for...	"Could of," "Should of," "Would of" are always wrong! Could "have," Should "have," Would "have," or "Could've, Should've, Would've" are correct!
All things being equal...	If all things are equal, DON'T ADD WORDS!

Reading

*Know the **Score** you need!*




# Correct/40		ACT Score	
18	45%	18	20%
19-20	48-50%	19	23-25%
21	53%	20	28%
22-23	55-58%	21	30-33%
24	60%	22	35%
25-26	63-65%	23	38-40%
27	68%	24	43%
			45%
			48-50%
			53%
			55-58%
			60%
			63-65%
			68%
			70%
			73%
			75%
			78%
			80%
			83%
			85%
			88%
			90%
			93%
			95%
		39	98%
		40	100%

Form


Where the Answers Live...



Introduction
Setting
Characters
Thesis
Predictors



Conflict
Climax
Turning Point
Major Barrier
Red Herring



Falling Action
New Resolve
Strategy
Innovation

Conclusion
Theme
Epiphany
Reflection
Summary

4 Readings – 10 Questions Each

PROSE FICTION

Plot

Exposition
Conflict Development
Resolution

Setting

Mood
Character
Tone
Style



SOCIAL SCIENCE

Key Names

Dates

Cause/Effect

Chronology

Tone

Social

Controversies

Social Context



HUMANITIES

Biography

Historical
Contemporary

Historical

Context

Artistic Context

Period/Genre

Chronology

Exemplification

Tone



NATURAL SCIENCE

Problem

Solution

Verifiable Facts

Scientific

Theories

Cause/Effect

Comparison/

Contrast

Steps in

Sequence

Prominent


Scientists

Applications



Reading Tips:

ACT Reading Tip: Follow the recommended ACT reading comprehension method

- 1. Read the passage and write short notes next to each paragraph.**
 - Focus on the topic and purpose of the passage**
 - Keep track of different people and opinions**
 - 2. Read the question and identify helpful hints.**
 - Line references and keywords can help you find the answer**
 - 3. Predict an answer BEFORE you look at the answer choices.**
- 

Reading Tips:

Grockit

GET WHAT YOU NEED. GET IN.

ACT Reading Tip: Know the ACT reading comprehension question types

Main Idea questions – Ask about the passage as a whole

Inference & Writer's View questions – Ask you to understand something that isn't directly stated in the passage

Detail questions – Ask about specific parts of the passage

Vocab-in-Context questions – Ask about a word as it is used in the passage

Function questions – Ask about the purpose of a specific part of the passage

Reading Tips:

ACT Reading Tip: Know the ACT reading comprehension trap answers

1. **Distortion** – twists details from the passage so they are no longer correct
2. **Misused detail** – a true statement from the passage, but one that doesn't answer the question
3. **Out-of-scope** – includes information not included in the passage
4. **Extreme** – too extreme to reflect the author's purpose (often includes words like always, never, best, worst, etc.)
5. **Opposite** – contradicts the information in the passage


Math – 60 Questions

*Know the **Score** you need!*



# Correct/60	% Score	ACT Score	ACT Score
1	2%	3	25
2	3%	6	25
3	5%	7	26
4	7%	9	26
5	8%	9	27
6	10%	10	27
7	12%	10	27
8	13%	11	28
9	15%	12	28
10	17%	13	29
11	18%	14	29
12	20%	15	30
13	22%	16	30
14	23%	17	31
15	25%	18	31
16	26%	19	32
17	28%	20	33
18	30%	21	34
19	32%	22	34
20	33%	22	35
21	35%	23	35
22	37%	24	36
23	38%	24	37
24	40%	25	38
25	42%	26	39
26	44%	27	40
27	46%	28	41
28	48%	29	42
29	50%	30	43
30	52%	31	44
31	53%	32	45
32	55%	33	46
33	57%	34	47
34	58%	35	48
35	60%	36	49
36	62%	37	50
37	64%	38	51
38	66%	39	52
39	68%	40	53
40	70%	41	54
41	72%	42	55
42	74%	43	56
43	76%	44	57
44	78%	45	58
45	80%	46	59
46	82%	47	60
47	84%	48	61
48	86%	49	62
49	88%	50	63
50	90%	51	64
51	92%	52	65
52	94%	53	66
53	96%	54	67
54	98%	55	68
55	100%	56	69

# Correct/60	% Score	ACT Score
29	48%	19
30	50%	20
31	52%	21
32	53%	21
33	55%	22
34	57%	22
35	58%	23



Math – 60 Questions

Slay the beasts you can!

31 questions = 21 Score




**Integrating
Essential Skills**
25 Questions



**Number &
Quantity**
5 Questions

Algebra
8 Questions




**Functions &
Geometry**
8 Questions
8 Questions



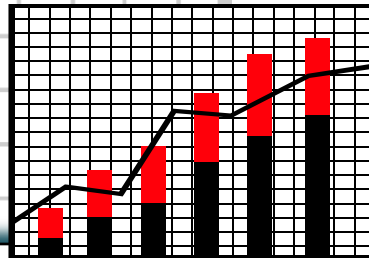
**Statistics &
Probability**
6 Questions

ACT Math Strategies

- 1) Know your number. Score=number correct
 - 2) Know the breakdown of Math content.
 - 3) Blitz the 1st 20: 'Gain 10 minutes'
 - Complete 1-20/25 in **10** minutes
 - Complete 21-40 in **20** minutes
 - Complete 41-60 in **30** minutes
 - 4) Word Problems: Read last sentence first.
 - 5) Reduce your problems. Divide the practice test into sections and time yourself.
 - 6) Recognize 'Plug and Chug'.
 - 7) Work 1 page at a time: work all the problems on one page then bubble in. Don't break your 'groove'.
 - 6) Review formulas.
 - 7) Highlight missed problems on practice test and 'own' them. Know why you missed those problems.
 - 6) Guess the same letter (ex. C) for all questions you don't know answer.
 - 7) Eliminate Answers
- 

Science & Logic

Know the *Score* you need!



# Correct/40	% Score	ACT Score
0	0%	1
1	3%	3
2	5%	5
3	8%	7
4	10%	8
5	13%	9
	15%	10
	18%	11
	20%	12
	23%	13

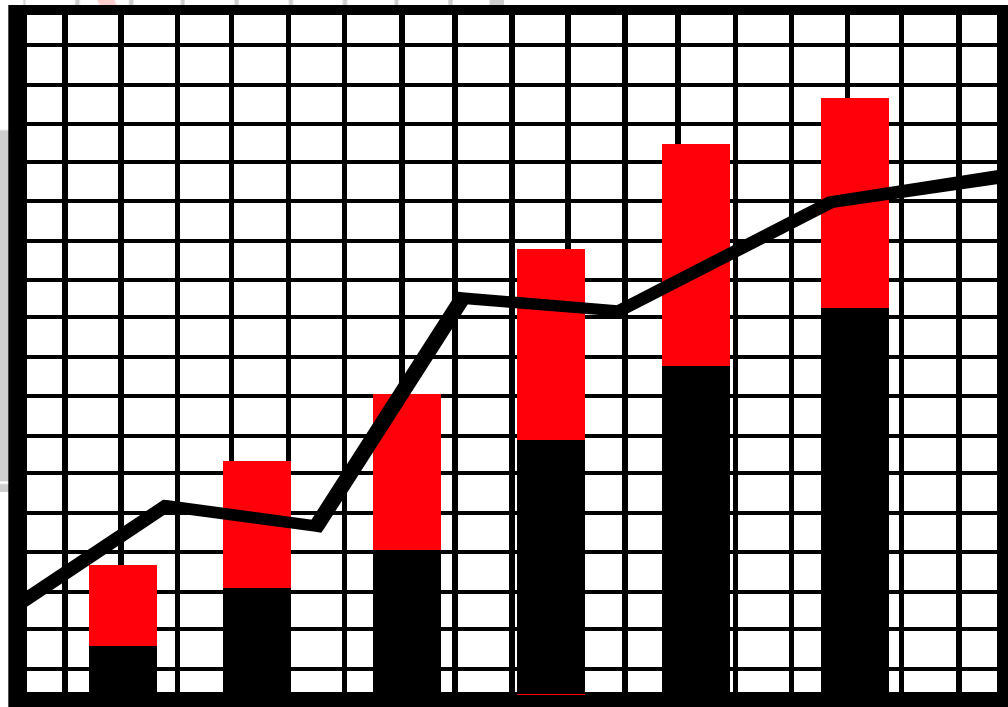
# Correct/40	% Score	ACT Score
20	50%	19
21	53%	20
22	55%	20
23	58%	21
24	60%	21
25	63%	22
26	65%	22
27	68%	23



75-78%	25
80-83%	26
85%	27
88%	28
90%	29
93%	30
95%	32
98%	34
100%	36

Science & Logic

*Look out for **TRENDS!***





It's Your Turn!

Don't head to the
game without
practicing!


*"The world's a stage, and
most of us are desperately
unrehearsed."*

Sean O'Casey



Where do we start?

- ▶ Be Honest
- ▶ Ask
- ▶ Problem Solve Hurdles
- ▶ Practice, Practice, Practice
- ▶ Teach someone else what you learn



If you really want to score well. . .
simply practice more!

It's easier than you think. . . PROMISE!

The ACT[®]

Check out the website:

Sample
Tests &
Test Help

www.act.org

Research &
College
Readiness

Question
of the Day

Resources
& Reports

